PROJETO ESTRUTURAL - CONSTRUÇÃO DA UBS VERGANI

Escala indicada

VC1
Escala 1:50

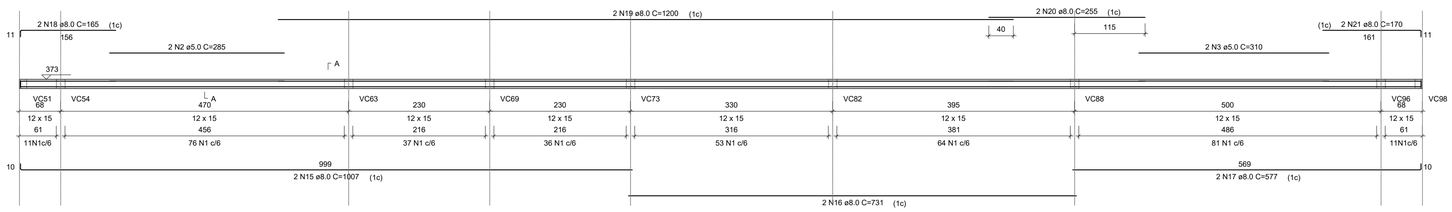

SEÇÃO A-A
Escala 1:25

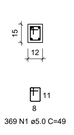

VC2
Escala 1:50

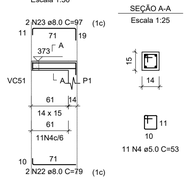

SEÇÃO A-A
Escala 1:25

VC3
Escala 1:50

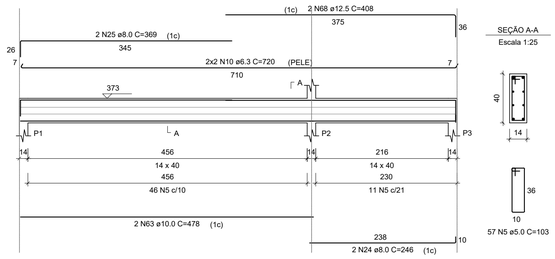

SEÇÃO A-A
Escala 1:25

VC4
Escala 1:50

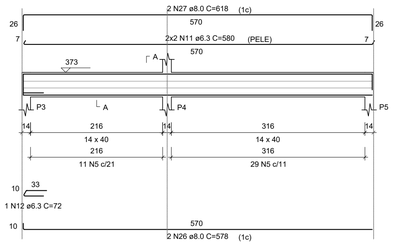

SEÇÃO A-A
Escala 1:25

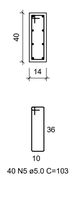

VC5
Escala 1:50

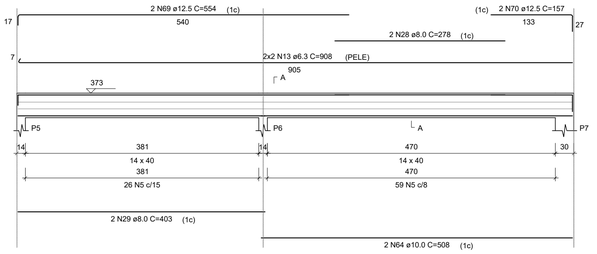

SEÇÃO A-A
Escala 1:25

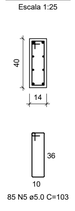

VC6
Escala 1:50

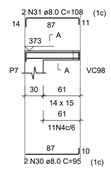

SEÇÃO A-A
Escala 1:25

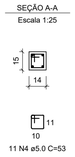

VC7
Escala 1:50

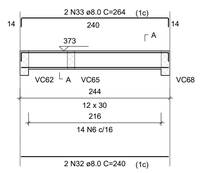

SEÇÃO A-A
Escala 1:25

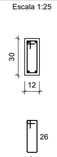

VC8
Escala 1:50

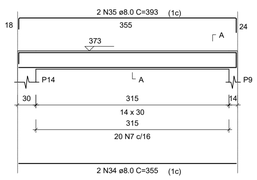

SEÇÃO A-A
Escala 1:25

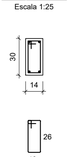

VC9
Escala 1:50

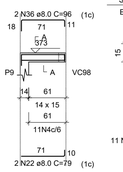

SEÇÃO A-A
Escala 1:25

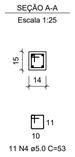

VC10
Escala 1:50

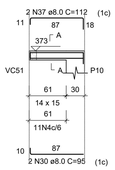

SEÇÃO A-A
Escala 1:25

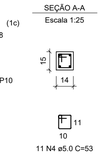

VC11
Escala 1:50

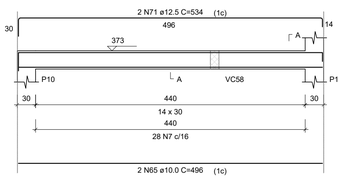

SEÇÃO A-A
Escala 1:25

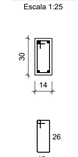

VC12
Escala 1:50

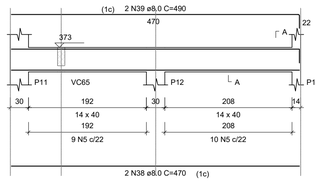

SEÇÃO A-A
Escala 1:25

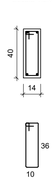

VC13
Escala 1:50

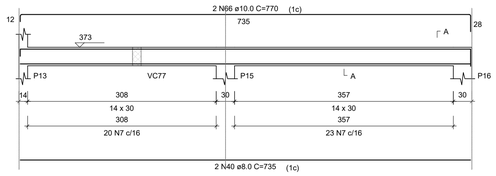

SEÇÃO A-A
Escala 1:25

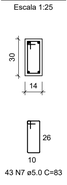

VC14
Escala 1:50

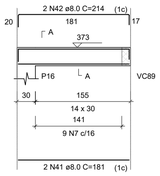

SEÇÃO A-A
Escala 1:25



VC15
Escala 1:50

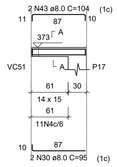

SEÇÃO A-A
Escala 1:25

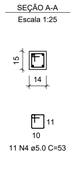

VC16
Escala 1:50

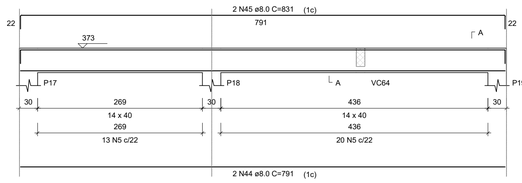

SEÇÃO A-A
Escala 1:25

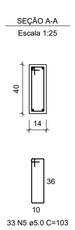

VC17
Escala 1:50

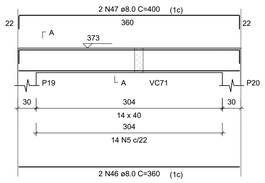

SEÇÃO A-A
Escala 1:25

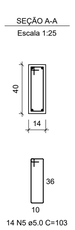

VC18
Escala 1:50

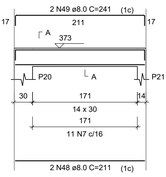

SEÇÃO A-A
Escala 1:25

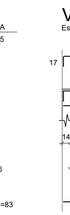

VC19
Escala 1:50

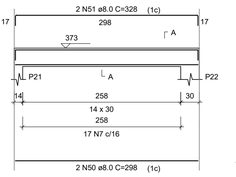

SEÇÃO A-A
Escala 1:25

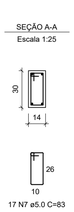

VC20
Escala 1:50

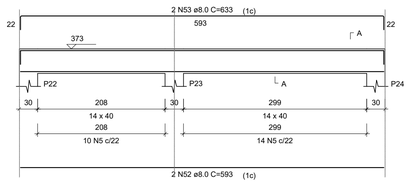

SEÇÃO A-A
Escala 1:25

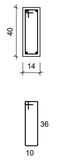

VC21
Escala 1:50

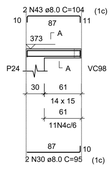

SEÇÃO A-A
Escala 1:25

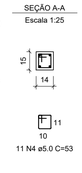

VC22
Escala 1:50

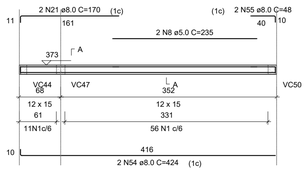

SEÇÃO A-A
Escala 1:25

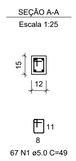

VC23
Escala 1:50

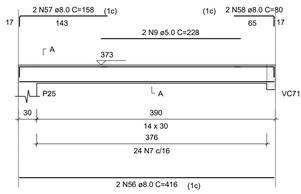

SEÇÃO A-A
Escala 1:25

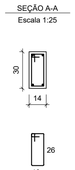

VC24
Escala 1:50

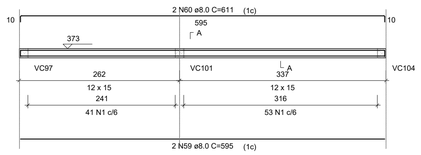

SEÇÃO A-A
Escala 1:25

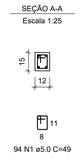

VC25
Escala 1:50

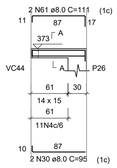

SEÇÃO A-A
Escala 1:25

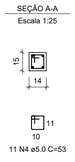

VC26
Escala 1:50

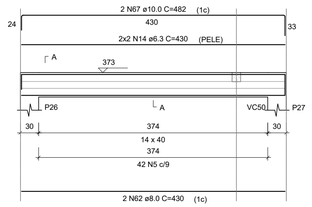

SEÇÃO A-A
Escala 1:25

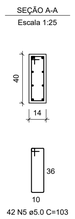

RELAÇÃO DO AÇO

VC1	VC2	VC3
VC4	VC5	VC6
VC7	VC8	VC9
VC10	VC11	VC12
VC13	VC14	VC15
VC16	VC17	VC18
VC19	VC20	VC21
VC22	VC23	VC24
VC25	VC26	

AÇO	N	DIAM (mm)	QUANT	C.UNIT (cm)	C.TOTAL (cm)
CA60	1	5.0	530	49	25970
	2	5.0	2	285	570
	3	5.0	2	310	620
	4	5.0	77	53	4081
	5	5.0	314	103	32342
	6	5.0	14	79	1106
	7	5.0	152	83	12616
	8	5.0	2	235	470
	9	5.0	2	228	456
CA50	10	6.3	4	720	2880
	11	6.3	4	580	2320
	12	6.3	1	72	72
	13	6.3	4	908	3632
	14	6.3	4	430	1720
	15	8.0	2	1007	2014
	16	8.0	2	731	1462
	17	8.0	2	577	1154
	18	8.0	2	165	330
	19	8.0	2	1200	2400
	20	8.0	2	255	510
	21	8.0	4	170	680
	22	8.0	4	79	316
	23	8.0	2	97	194
	24	8.0	2	246	492
	25	8.0	2	369	738
	26	8.0	2	578	1156
	27	8.0	2	618	1236
	28	8.0	2	278	556
	29	8.0	2	403	806
	30	8.0	10	95	950
	31	8.0	2	108	216
	32	8.0	2	240	480
	33	8.0	2	264	528
	34	8.0	2	355	710
	35	8.0	2	393	786
	36	8.0	2	96	192
	37	8.0	2	112	224
	38	8.0	2	470	940
	39	8.0	2	490	980
	40	8.0	2	735	1470
	41	8.0	2	181	362
	42	8.0	2	214	428
	43	8.0	4	104	416
	44	8.0	2	791	1582
	45	8.0	2	831	1662
	46	8.0	2	360	720
	47	8.0	2	400	800
	48	8.0	2	211	422
	49	8.0	2	241	482
	50	8.0	2	298	596
	51	8.0	2	328	656
	52	8.0	2	593	1186
	53	8.0	2	633	1266
	54	8.0	2	424	848
	55	8.0	2	48	96
	56	8.0	2	416	832
	57	8.0	2	158	316
	58	8.0	2	80	160
	59	8.0	2	595	1190
	60	8.0	2	611	1222
	61	8.0	2	111	222
	62	8.0	2	430	860
	63	10.0	2	478	956
	64	10.0	2	508	1016
	65	10.0	2	496	992
	66	10.0	2	770	1540
	67	10.0	2	482	964
	68	12.5	2	408	816
	69	12.5	2	554	1108
	70	12.5	2	157	314
	71	12.5	2	534	1068

RESUMO DO AÇO

AÇO	DIAM (mm)	C.TOTAL (m)	PESO + 10% (kg)
CA50	6.3	106.2	28.6
	8.0	378.4	164.3
	10.0	54.7	37.1
	12.5	33.1	35
CA60	5.0	782.3	132.6

PESO TOTAL (kg)	
CA50	265
CA60	132.6

Volume de concreto (C-30) = 4.67 m³
Área de forma = 84.12 m²

REV.	DATA	DESCRIÇÃO	RESP.
00	27/08/21	EMISSÃO INICIAL	DAC

REVISÃO | DATA : | DESCRIÇÃO: | RESP.:

CLIENTE

Prefeitura Municipal de **Pouso Alegre**

PROJETO

DAC engenharia
Rua Miguel Vianna, n° 81, Sala 12
Bairro Morro Chic
CEP: 37500-080 - Itajubá / MG
Tel: (35) 3623-5720
www.dacengenharia.com.br

GERÊNCIA DE PROJETOS
PEDRO HENRIQUE JUSTINIANO — ENGº CIVIL

COORDENAÇÃO DE PROJETOS
ALOÍSIO CAETANO FERREIRA — CREA: MG-97,132/D

RESPONSÁVEL TÉCNICO
ENGª FLÁVIA CRISTINA BARBOSA — CREA: MG-187,842/D

PROJETO
WILLIAM BARADEL LARI

DESENHO
WILLIAM BARADEL LARI

EMPREENDIMENTO
CONSTRUÇÃO DA UBS VERGANI

ENDEREÇO
AV. JOÃO FERREIRA DE FREITAS, BAIRRO VERGANI
POUSO ALEGRE - MINAS GERAIS

DISCIPLINA
ESTRUTURAL

FASE DO PROJETO
EXECUTIVO

ASSUNTO
PROJETO ESTRUTURAL EM CONCRETO ARMADO
DETALHAMENTO DAS VIGAS

FOLHA Nº.
14/20

DATA INICIAL	ESCALA	REVISÃO	ARQUIVO
02/08/2021	INDICADA	R00	DAC-PMPA-VER-EST-PE-R00.DWG