PROJETO ESTRUTURAL - CONSTRUÇÃO DA UNIDADE DE PRONTO ATENDIMENTO
ESCALA INDICADA

VC36
ESCALA 1:50

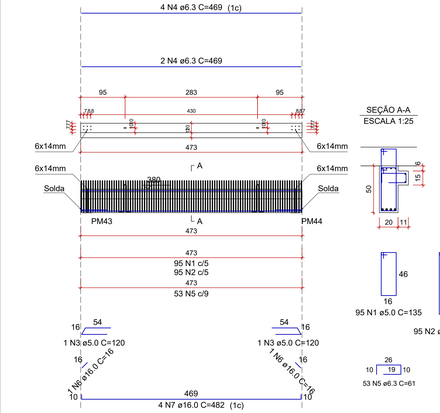

SEÇÃO A-A
ESCALA 1:25

VC37
ESCALA 1:50

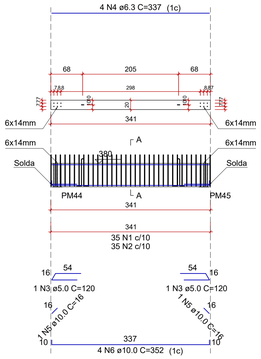

SEÇÃO A-A
ESCALA 1:25

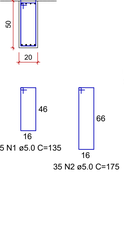

VC38
ESCALA 1:50

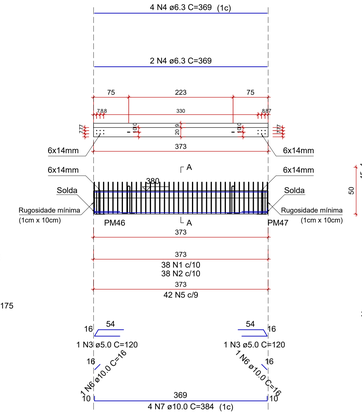

SEÇÃO A-A
ESCALA 1:25

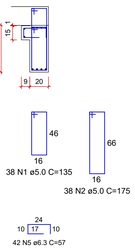

VC39
ESCALA 1:50

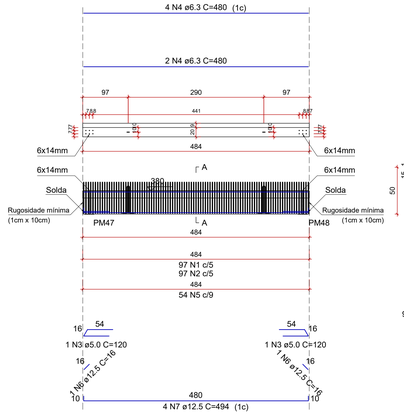

SEÇÃO A-A
ESCALA 1:25

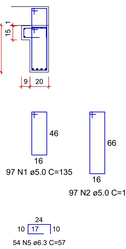

VC40
ESCALA 1:50



SEÇÃO A-A
ESCALA 1:25

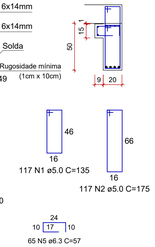

VC41
ESCALA 1:50

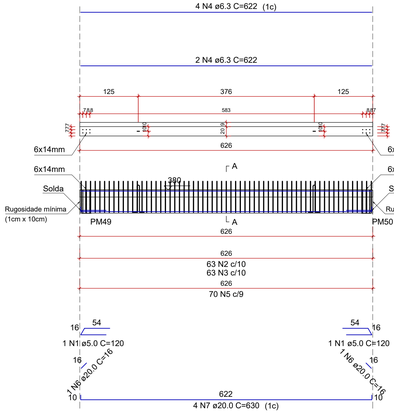

SEÇÃO A-A
ESCALA 1:25

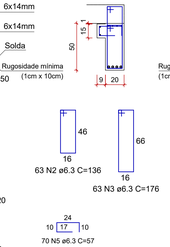

VC42
ESCALA 1:50

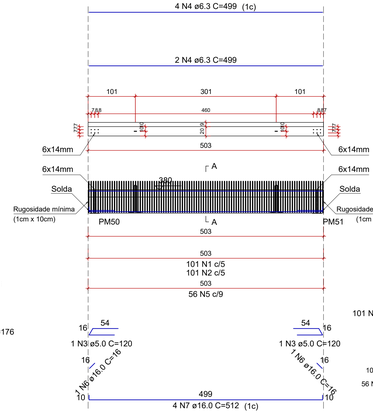

SEÇÃO A-A
ESCALA 1:25



VC43
ESCALA 1:50

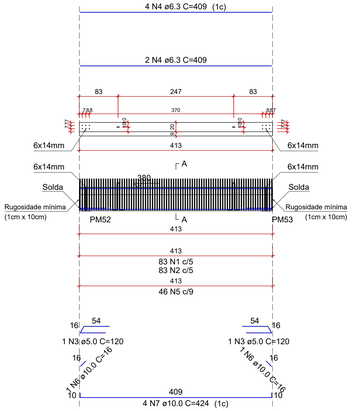

SEÇÃO A-A
ESCALA 1:25

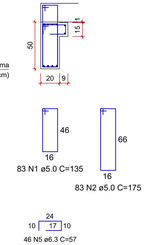

RELAÇÃO DO AÇO

ELEMENTO	AÇO	N	DIAM (mm)	QUANT	C.UNIT (cm)	C.TOTAL (cm)
VC36	CA60	1	5.0	95	135	12825
	CA60	2	5.0	95	175	16625
	CA60	3	5.0	2	120	240
	CA50	4	6.3	6	469	2814
	CA50	5	6.3	53	61	3233
	CA50	6	16.0	2	16	32
	CA50	7	16.0	4	482	1928
VC37	CA60	1	5.0	35	135	4725
	CA60	2	5.0	35	175	6125
	CA60	3	5.0	2	120	240
	CA50	4	6.3	4	337	1348
	CA50	5	10.0	2	16	32
	CA50	6	10.0	4	352	1408
VC38	CA60	1	5.0	38	135	5130
	CA60	2	5.0	38	175	6650
	CA60	3	5.0	2	120	240
	CA50	4	6.3	6	369	2214
	CA50	5	6.3	42	57	2394
	CA50	6	10.0	2	16	32
	CA50	7	10.0	4	384	1536
VC39	CA60	1	5.0	97	135	13095
	CA60	2	5.0	97	175	16975
	CA60	3	5.0	2	120	240
	CA50	4	6.3	6	480	2880
	CA50	5	6.3	54	57	3078
	CA50	6	12.5	2	16	32
	CA50	7	12.5	4	494	1976
VC40	CA60	1	5.0	117	135	15795
	CA60	2	5.0	117	175	20475
	CA60	3	5.0	2	120	240
	CA50	4	6.3	6	577	3462
	CA50	5	6.3	65	57	3705
	CA50	6	16.0	2	16	32
	CA50	7	16.0	4	590	2360
VC41	CA60	1	5.0	2	120	240
	CA50	2	6.3	63	136	8568
	CA50	3	6.3	63	176	11088
	CA50	4	6.3	6	622	3732
	CA50	5	6.3	70	57	3990
	CA50	6	20.0	2	16	32
	CA50	7	20.0	4	630	2520
VC42	CA60	1	5.0	101	135	13635
	CA60	2	5.0	101	175	17675
	CA60	3	5.0	2	120	240
	CA50	4	6.3	6	499	2994
	CA50	5	6.3	56	57	3192
	CA50	6	16.0	2	16	32
	CA50	7	16.0	4	512	2048
VC43	CA60	1	5.0	83	135	11205
	CA60	2	5.0	83	175	14525
	CA60	3	5.0	2	120	240
	CA50	4	6.3	6	409	2454
	CA50	5	6.3	46	57	2622
	CA50	6	10.0	2	16	32
	CA50	7	10.0	4	424	1696

RESUMO DO AÇO

AÇO	DIAM (mm)	C.TOTAL (m)	PESO + 10% (kg)
CA50	6.3	637.7	171.6
	10.0	47.4	32.1
	12.5	20.1	21.3
	16.0	64.3	111.7
	20.0	25.5	69.2
CA60	5.0	1773.8	300.7
PESO TOTAL (kg)			
CA50	405.9		
CA60	300.7		

Volume de concreto (C-30) = 4.27 m³

Relação das alças de içamento

Qtde.	Aço	ø (mm)	C. Anc. (cm)	C. Unit. (cm)
18	ASTM A36	10	48	138

REVISÃO:	DATA :	DESCRIÇÃO:	RESP.:
REV. 02	07/07/23	CONFORME SOLICITAÇÕES DA VIGILÂNCIA SANITÁRIA	DAC
REV. 01	28/04/23	CONFORME SOLICITAÇÕES DA VIGILÂNCIA SANITÁRIA	DAC
REV. 00	31/01/23	EMISSÃO INICIAL	DAC

CLIENTE

Prefeitura Municipal de **Pouso Alegre**

PROJETO

DAC engenharia
Rua Miguel Vianna, nº 81, 2º Andar
Bairro Morro Chic
CEP: 37500-080 - Itajubá / MG
Tel.: (35) 3623-8846
www.dacengenharia.com.br

COORDENAÇÃO
ALÓSIO CAETANO FERREIRA

RESPONSÁVEL TÉCNICO E AUTOR
ENG. CIVIL FLÁVIA BARBOSA CREA MG-187.842/D

EMPREENDIMENTO
CONSTRUÇÃO DA UNIDADE DE PRONTO ATENDIMENTO

ENDEREÇO
RUA PIRANGUINHO, B. SÃO JOÃO
POUSO ALEGRE - MINAS GERAIS

DISCIPLINA
ESTRUTURAL

FASE DO PROJETO
EXECUTIVO

ASSUNTO
PROJETO ESTRUTURAL
DETALHAMENTO DAS ARMAÇÕES
VIGAS PM

FOLHA Nº
32/72

DATA INICIAL	ESCALA	REVISÃO	ARQUIVO
31/01/2023	INDICADA	R01	DAC-PMPA-UPA-PE-EST-R02.DWG